


# Ohio Certificate of Title

1		2		3		
ISSUING COUNTY FRANKLIN ISSUING TITLE OFFICE # 2501 RESIDENT COUNTY FRANKLIN		<b>STATE OF OHIO</b> ORIGINAL		TITLE No. 250000 0000 ISSUE DATE 11/08/2018		
4		YEAR	MAKE	MAKE DESCRIPTION	MODEL DESCRIPTION	BODY TYPE
IDENTIFICATION NUMBER SAMPLEVIN234598761		2019	TOYT	TOYOTA MOTOR CO	SIENNA	4D
MILEAGE	5		MILEAGE NOTATION		PURCHASE PRICE	TAX
51,000			ACTUAL		\$10,000.00	\$750.00
6						
CONVERSION						
EVIDENCE OH-2302811144						
COMMENTS						
7						
NOTATION(S) FLOOD VEHICLE;NMVTIS02 FIRE;NMVTIS03 HAIL DMG						
8						
OWNER(S) 1 TEST OWNER FN 1 TEST OWNER LN & 2 TEST OWNER FN 2 TEST OWNER LN 1970 W BROAD ST COLUMBUS, OH 43223						
9						
PREVIOUS OWNER(S) 1 TEST OWNER FN 1 TEST OWNER LN & 2 OWNER TEST FN 2 OWNER TEST LN 1970 W BROAD ST COLUMBUS, OH 43223						
10						
FIRST LIENHOLDER TEST LIEN HOLDER COMPANY 1970 WEST BROAD ST COLUMBUS, OH 43228			DATE OF LIEN 11/01/2018		SECOND LIENHOLDER TEST LIEN HOLDER CU 1970 WEST BROAD ST COLUMBUS, OH 43228	
DATE OF LIEN 11/01/2018						
11						
LIEN DISCHARGE Lienholder by: _____ Authorized Signature Date			LIEN DISCHARGE Lienholder by: _____ Authorized Signature Date			
CLERK LIEN CANCELLATION by: _____ Deputy Clerk Date			CLERK LIEN CANCELLATION by: _____ Deputy Clerk Date			
WITNESS MY HAND AND OFFICIAL SEAL THIS 8TH DAY OF NOVEMBER, 2018						
%000000000			12		Jane Clerk	
						
%000000000			JANE CLERK CLERK OF COURTS		RHB RHB	

TITLE DOCUMENT CONTAINS OHIO WATERMARK WHICH IS VISIBLE WHEN HELD TO LIGHT

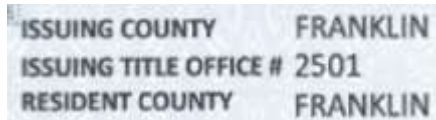
# Ohio Certificate of Title

## Front of the Title

The front of the title shows the current information of the vehicle, owner, and lienholder (if applicable).

1. Issuing County, Issuing Title Office, and Resident County

- a. Issuing County – this indicates what county processed the title
- b. Issuing Title Office – this is the number of the office that processed the title
- c. Resident County – this is the county that the vehicle owner lives in; it is used to determine the sales tax rate



2. Title Type

- a. The title type can be original, duplicate, replacement, salvage, salvage duplicate or salvage replacement.



3. Title Number and Issue Date

- a. Title Number – every title has its own unique ten-digit number that can be used to reference the title; the title number can change if the title is replaced or duplicated
- b. Issue Date – this indicates the date that the title was processed and issued



4. Identification Number, Year, Make, Make Description, Model Description and Body Type

- a. Identification Number – the Vehicle Identification Number (VIN) is the vehicle’s unique seventeen-digit code; the VIN is located on multiple points throughout a vehicle; the VIN stays the same for the lifetime of the vehicle
- b. Year – designated vehicle year
- c. Make – the recognizable brand name of the vehicle (Ford, Tesla, Ferrari, etc.)
- d. Make Description – an extended statement of the vehicle make
- e. Model Description – the name the manufacturer gives the vehicle (Explorer, Model S, Roma, etc.)
- f. Body Type – a two-digit code used to identify the style of the vehicle (sedan, truck, SUV, etc.)



5. Mileage and Mileage Notation

- a. Mileage – Ohio requires mileage disclosure with every vehicle sale; at the time of transfer the seller needs to indicate the current mileage of the vehicle and the buyer must agree to the stated mileage
- b. Mileage Notation – this can be Actual, Excess, Not Actual or Exempt
  - i. Actual – odometer reading is actual, and the true mileage of the vehicle is being recorded
  - ii. Excess – a 5- or 6-digit rolling odometer has gone over 99,999 or 999,999 miles and started back at 0
  - iii. Not Actual/Non-Actual – the actual mileage of the vehicle cannot be determined
  - iv. Exempt – vehicle manufactured without odometer or gross vehicle weight rate (GVWR) over 16,000 pounds



[Back to Title](#)

# Ohio Certificate of Title

## 6. Purchase Price and Tax

- a. Purchase Price – the amount that was paid by the buyer to the seller to obtain possession of the vehicle
- b. Tax – the amount of sales tax collected; based off the county the buyer lives in

<b>PURCHASE PRICE</b> \$10,000.00	<b>TAX</b> \$750.00
--------------------------------------	------------------------

7. Notations – these are also referred to as vehicle brands; common brands are Rebuilt Salvage, Manufacturer Buyback, Flood Vehicle, etc. Notations/brands are meant to describe the vehicle’s history and prevent the purchase of a vehicle with undisclosed damage.

**NOTATION(S)**  
FLOOD VEHICLE;NMVTIS02 FIRE;NMVTIS03 HAIL DMG

8. Owner(s) – the current owner(s) of the vehicle indicated on the face of the title; displays legal name and full address submitted by purchaser

**OWNER(S)**  
1 TEST OWNER FN 1 TEST OWNER LN  
& 2 TEST OWNER FN 2 TEST OWNER LN  
1970 W BROAD ST  
COLUMBUS, OH 43223

9. Previous Owner(s) – the entity that the current owner purchased/obtained the vehicle from

**PREVIOUS OWNER(S)**  
1 TEST OWNER FN 1 TEST OWNER LN  
& 2 OWNER TEST FN 2 OWNER TEST LN  
1970 W BROAD ST  
COLUMBUS, OH 43223

10. Lienholder – if money is borrowed to purchase a vehicle, the financial institution, company, or individual that lent money is noted on the title as the lienholder. The lienholder has legal interest in the vehicle until the borrowed money is repaid in full. The full name and address of the lienholder as well as the date the lien was placed is indicated.

<b>FIRST LIENHOLDER</b> TEST LIEN HOLDER COMPANY  1970 WEST BROAD ST COLUMBUS, OH 43228	<b>DATE OF LIEN</b> 11/01/2018	<b>SECOND LIENHOLDER</b> TEST LIEN HOLDER CU  1970 WEST BROAD ST COLUMBUS, OH 43228	<b>DATE OF LIEN</b> 11/01/2018
---	--------------------------------	---	--------------------------------

11. Lien Discharge – once the lienholder has been repaid in full the lien can be cancelled. The lienholder writes their name on the top line then signs and writes the date the lien was paid off beneath their printed name.

**LIEN DISCHARGE**  
Lienholder  
\_\_\_\_\_  
by: \_\_\_\_\_  
Authorized Signature Date  
**CLERK LIEN CANCELLATION**  
by: \_\_\_\_\_  
Deputy Clerk Date

12. Clerk of Courts Seal Section – the bottom right side of the title will have the signature and printed name of the Clerk of Court in the county where the title was issued; this section should also have an ink seal serving as a certification of the title

# Ohio Certificate of Title

ERASURES AND ALTERATIONS VOID THIS TITLE ASSIGNMENT (Type or print in ink)

ASSIGNMENT OF OWNERSHIP This vehicle was a (if applicable):  Law Enforcement Vehicle  Flood Vehicle  Taxi  1

WARNING TO TRANSFEROR AND TRANSFEREE (SELLER AND BUYER): You are required by law to state the true selling price. A false statement is in violation of section 2921.13 of the Revised Code and is punishable by six months' imprisonment or a fine of up to one thousand dollars, or both. All transfers are audited by the department of taxation. 2 Seller and buyer must provide any information requested by the department of taxation. The buyer may be assessed any additional tax found to be due.

Buyer(s) Printed Name(s) \_\_\_\_\_  
Buyer(s) Printed Address \_\_\_\_\_

3 certify the vehicle/watercraft/outboard motor described in this title was transferred on \_\_\_\_/\_\_\_\_/\_\_\_\_ for the price of \$\_\_\_\_\_ to the above listed buyer(s).

4 ODOMETER CERTIFICATION: Federal and state laws require that you state the mileage in connection with transfer of ownership. Failure to complete or providing false information may result in fines and imprisonment.

Odometer Reading: \_\_\_\_\_ Miles (no tenths)  
Thousands \_\_\_\_\_  
I (we) hereby certify that to the best of my (our) knowledge:  
Check one (Mileage status information will print on the front of the title)  
 The odometer reading reflects the actual mileage  
 The odometer reading is in EXCESS of the mechanical limits  
 The odometer reading is not the actual mileage (e.g., Broken odometer) - WARNING-ODOMETER DISCREPANCY  
 Exempt from mileage disclosure (e.g., APV, Repossession, Inheritance)

Seller is a minor  Yes  No If yes, BMV 3751 Form required 5  
I (we) warrant the title to be free of all liens.

Seller's Printed Name \_\_\_\_\_ 6  
Additional Seller's Printed Name (if applicable) \_\_\_\_\_  
Seller's Printed Street Address \_\_\_\_\_ City \_\_\_\_\_ State \_\_\_\_\_ Zip \_\_\_\_\_  
X Seller's Signature (Must sign in front of Notary/Authorized Officer) \_\_\_\_\_ 7  
X Additional Seller's Signature (if applicable) (Must sign in front of Notary/Authorized Officer) \_\_\_\_\_

8 All applicable blank spaces above must be completed before acknowledgement by notary  
Sworn to and subscribed in my presence this \_\_\_\_ day of \_\_\_\_\_, 20\_\_\_\_  
in \_\_\_\_\_ County, State of \_\_\_\_\_  
X \_\_\_\_\_  
Signature of Notary Public or other Authorized Officer by law My commission expires \_\_\_\_\_

BUYER'S ACKNOWLEDGEMENT OF ABOVE ODOMETER CERTIFICATION 1  
Buyer's Printed Name \_\_\_\_\_ X Buyer's Signature \_\_\_\_\_  
Co-Buyer's Printed Name (if applicable) \_\_\_\_\_ X Co-Buyer's Signature (if applicable) \_\_\_\_\_

APPLICATION FOR CERTIFICATE OF TITLE (Type or print in ink.) 2  
Check Type of Application(s):  Motor Vehicle  Memorandum  Watercraft  Outboard Motor  Salvage  
Applicant's Printed Name \_\_\_\_\_ SSN/EIN \_\_\_\_\_ 3  
Co-Applicant's Printed Name (if applicable) \_\_\_\_\_ SSN/EIN \_\_\_\_\_  
Applicant's Printed Address \_\_\_\_\_ Street \_\_\_\_\_ City \_\_\_\_\_ State \_\_\_\_\_ Zip \_\_\_\_\_ County \_\_\_\_\_  
Purchase Price \$ \_\_\_\_\_ Gross Tax Due \$ \_\_\_\_\_ Vendor's Discount \$ \_\_\_\_\_ Tax Paid \$ \_\_\_\_\_ 4  
If Tax Exempt, state reason \_\_\_\_\_ Dealer Permit # \_\_\_\_\_ Vendor # \_\_\_\_\_ Trade in \$ \_\_\_\_\_

LIEN INFORMATION: If no lien, state "none." If more than one lien, attach statement of all additional liens. 5  
Lienholder \_\_\_\_\_ E-Lien # \_\_\_\_\_  
Lienholder Address \_\_\_\_\_

6 Condition of vehicle/watercraft/outboard motor (check only one)  Good  Fair  Poor  Wrecked 7 Print Title  Yes  No  
With Right of Survivorship  Yes  No Transfer on Death  Yes  No If yes, BMV 3811 Form required 8  
Applicant is a minor  Yes  No If yes, provide Date of Birth \_\_\_\_/\_\_\_\_/\_\_\_\_ and BMV 3751 Form required 9

11 I state that all information contained in this application is true and correct.  
Applicant's Signature (Must sign in front of Notary/Authorized Officer) \_\_\_\_\_  
X Co-Applicant's Signature (if applicable) (Must sign in front of Notary/Authorized Officer) \_\_\_\_\_

\*\*Note\*\* All applicable blank spaces above must be completed before acknowledgement by notary  
Sworn to and subscribed in my presence this \_\_\_\_ day of \_\_\_\_\_, 20\_\_\_\_  
in \_\_\_\_\_ County, State of \_\_\_\_\_  
X \_\_\_\_\_  
Signature of Notary Public or other Authorized Officer by law My commission expires \_\_\_\_\_

LATE FEE OF \$5.00 FOR FAILURE TO APPLY FOR TITLE WITHIN 30 DAYS OF ASSIGNMENT.

# Ohio Certificate of Title

## Back of the Title

The back of the title is broken into multiple color-coded sections. The top green portion is the Assignment, the bottom blue portion is the Application. The light brown/tan/grey sections are for the notary to complete.

### Assignment

The assignment is the section where the current owner of the vehicle (seller) transfers ownership to the new owner (buyer). All spaces need to be filled in before having a notary witness the seller's signature.

1. Disclosure of previous vehicle history – select if the vehicle was previously a law enforcement vehicle, has sustained flood damage or was previously a taxi

This vehicle was a (if applicable):  Law Enforcement Vehicle  Flood Vehicle  Taxi

2. Buyer Printed Name and Address – seller enters the buyer(s)'s full legal name and address.
  - a. Name - The full legal name is most typically the person's name as it appears on their state driver's license or ID. Be sure to include suffix (JR, SR, III, etc.) if applicable. Do not use a nickname; if the person buying the car is named Robert but goes by Bob, the title should be assigned to Robert as that is the person's legal name.
  - b. Address – This is the full physical address of the buyer. The street number, street name, city, state, and zip code are all required for the address. The buyer's address cannot be a P.O. box if the buyer lives in Franklin County.

Buyer(s) Printed Name(s) \_\_\_\_\_  
Buyer(s) Printed Address \_\_\_\_\_

3. Transfer Date and Purchase Price
  - a. Transfer Date – The selling date needs to be recorded in MM/DD/YY format in the provided space.
  - b. Purchase Price – the selling price of the vehicle needs to be printed on the line provided. This space must contain a number, not words. If the vehicle was sold for \$1,000.00 best practice is to write the price as shown, include the dollar sign and decimal point.

I (we) certify the vehicle/watercraft/outboard motor described in this title was transferred on \_\_\_\_/\_\_\_\_/\_\_\_\_ for the price of \$\_\_\_\_\_ to the above listed buyer(s).

4. Odometer Certification – Mileage disclosure and Mileage Notation
  - a. Mileage disclosure - the seller enters the mileage as it appears on the vehicle's odometer in the boxes. Mileage is recorded as a whole number, do not use a decimal point to show tenths.
  - b. Mileage Notation – this indicates if a true reading of the odometer has been listed. If the odometer has not been altered, the actual box (top box) would be checked. If the vehicle has a 5- or 6-digit odometer that has rolled over 99,999 or 999,999 and started back at 0, the excess box (second box) would be checked. If the odometer reading is not the actual mileage due to a broken odometer, etc. then the not actual/warning odometer discrepancy box (third box) would be checked. If the vehicle was manufactured without an odometer, has a gross vehicle weight rating over 16,000 pounds or is exempt due inheritance then the exempt box (fourth box) would be checked.

**ODOMETER CERTIFICATION:** Federal and state laws require that you state the mileage in connection with transfer of ownership. Failure to complete or providing false information may result in fines and imprisonment.

**Odometer Reading:**

Miles (no tenths)  
Thousands

Seller is a minor  Yes  No If yes, BMV 3751 Form required

I (we) warrant the title to be free of all liens.

I (we) hereby certify that to the best of my (our) knowledge:  
Check one (Mileage status information will print on the front of the title)

The odometer reading reflects the actual mileage  
 The odometer reading is in EXCESS of the mechanical limits  
 The odometer reading is not the actual mileage (e.g., Broken odometer) - WARNING-ODOMETER DISCREPANCY  
 Exempt from mileage disclosure (e.g., APV, Repossession, Inheritance)

# Ohio Certificate of Title

## 5. Minor and Lien disclosure

- a. Seller is a minor – if the seller is a minor the yes box needs to be checked; the seller needs to provide a completed, notarized BMV 3751 Minor Consent form.
- b. Lien disclosure – by signing as the seller it is agreed that there are no outstanding, unrecorded liens against the vehicle.

Seller is a minor  Yes  No If yes, BMV 3751 Form required  
I (we) warrant the title to be free of all liens.

## 6. Seller's Printed Name and address

- a. Seller Printed Name goes on the top line in this section and should match the Owner(s) name on the face of the title
- b. Seller's full address goes on the bottom line in this section and should include street number, street name, city, state, and zip code

Seller's Printed Name \_\_\_\_\_  
Additional Seller's Printed Name (if applicable) \_\_\_\_\_  
Seller's Printed Street Address \_\_\_\_\_ City \_\_\_\_\_

## 7. Seller's Signature – the seller must be sworn in before signing the title. This can be done in front of a notary public or with a title clerk at an auto title office.

X \_\_\_\_\_  
Seller's Signature (Must sign in front of Notary/Authorized Officer)  
X \_\_\_\_\_  
Additional Seller's Signature (if applicable) (Must sign in front of Notary/Authorized Officer)


## 8. Notary Acknowledgment Section – this is where the notary dates, signs, and seals their acknowledgement of witnessing the seller's signature. The notary seal, date, county, and state where witnessed, signature and commission expiration date are all required.

**\*\*Note\*\*** All applicable blank spaces above must be completed before acknowledgement by notary

Sworn to and subscribed in my presence this \_\_\_\_\_ day of \_\_\_\_\_, 20\_\_\_\_

in \_\_\_\_\_ County, State of \_\_\_\_\_

X \_\_\_\_\_  
Signature of Notary Public or other Authorized Officer by law My commission expires \_\_\_\_\_



[Back to Title](#)

# Ohio Certificate of Title

## Application

The application is the section where the new owner of the vehicle (also referred to as the buyer) enters their information to apply for a new Ohio title in their name. All spaces need to be filled in before having a notary witness the buyer's signature.

1. Buyer's Acknowledgement of Odometer Certification – this is where the buyer signs to agree to the mileage that the seller printed on the assignment section of the title. This is agreeing that the mileage stated is correct and it will be the mileage recorded along with the mileage notation on the new title.

BUYER'S ACKNOWLEDGEMENT OF ABOVE ODOMETER CERTIFICATION	
Buyer's Printed Name _____	X Buyer's Signature _____
Co-Buyer's Printed Name (if applicable) _____	X Co-Buyer's Signature (if applicable) _____

2. Check Type of Application – For this guide's purpose the Motor Vehicle box will be checked.

APPLICATION FOR CERTIFICATE OF TITLE (Type or print in ink.)	
Check Type of Application(s):	<input checked="" type="checkbox"/> Motor Vehicle <input type="checkbox"/> Memorandum <input type="checkbox"/> Watercraft <input type="checkbox"/> Outboard Motor <input type="checkbox"/> Salvage

3. Applicant's Printed Name, Applicant's Printed Address, SSN/EIN
  - a. Applicant's Printed Name – this is where the buyer of the vehicle prints their legal name. The name on the application should make the name on the assignment.
  - b. Applicant's Printed Address – this is where the buyer of the vehicle enters their full address including street number, street name, city, state, zip code and county. The address cannot be a P.O. box if the buyer lives in Franklin County.
  - c. SSN/EIN (Social Security Number/Employer Identification Number)
    - i. If the buyer is an individual the full SSN is printed
    - ii. If the buyer is a company the full EIN is printed

Applicant's Printed Name _____	SSN/EIN _____			
Co-Applicant's Printed Name (if applicable) _____	SSN/EIN _____			
Applicant's Printed Address _____				
Street	City	State	Zip	County

4. Purchase Price and Tax Exemption
  - a. Purchase Price – the purchase price is written on the line provided. This space must contain a number, not words. If the vehicle was sold for \$1,000.00 best practice is to write the price as shown above, include the dollar sign and decimal point.
  - b. Tax Exemption – if the buyer is stating that they are tax exempt the tax exemption reason is printed on the line provided along with any support information required.

Purchase Price \$ _____	Gross Tax Due \$ _____	Vendor's Discount \$ _____	Tax Paid \$ _____
If Tax Exempt, state reason _____	Dealer Permit # _____	Vendor # _____	Trade in \$ _____

5. Lien Information – If the buyer is taking a loan from a financial institution, company or another individual then the lienholder information needs to be printed in this section. The full lienholder name and address need to be provided. If the vehicle was paid in full at the time of sale, "None" can be written in this section.

LIEN INFORMATION: If no lien, state "none." If more than one lien, attach statement of all additional liens.	
Lienholder _____	E-Lien # _____
Lienholder Address _____	

Back to Title

# Ohio Certificate of Title

6. Condition of Vehicle/Watercraft – check the good, fair, or poor condition to indicate the condition of the vehicle. The wrecked box should only be checked if applying for a salvage title for a motor vehicle.

Condition of vehicle/watercraft/outboard motor (check only one)  Good  Fair  Poor  Wrecked

7. Print Title – if yes is selected a physical paper title will be printed at the end of the transaction. If no is selected the title can be held electronically by the Clerk of Courts.

Print Title  Yes  No

8. With Rights of Survivorship and Transfer on Death

- With Rights of Survivorship – this can only be checked if two individuals are applying for a title. Upon the death of one owner the other would take title to the vehicle without going through probate court.
- Transfer on Death – this allows a beneficiary to be selected to take title to the vehicle upon the owner's death. The beneficiary would not be required to go through probate court. If a beneficiary is to be designated at the time of titling a BMV 3811 Beneficiary Designation/Removal form will need to accompany the title.

With Right of Survivorship  Yes  No      Transfer on Death  Yes  No      If yes, BMV 3811 Form required

9. Applicant is a minor – if the applicant is under the age of 18, they are a minor and require parental or guardian consent to purchase a motor vehicle or watercraft. If the applicant is a minor the date of birth needs to be entered in the provided space and a BMV 3751 needs to be filled out and notarized to accompany the transaction.

Applicant is a minor  Yes  No      If yes, provide Date of Birth \_\_\_\_/\_\_\_\_/\_\_\_\_ and BMV 3751 Form required

10. Applicant's Signature – the buyer(s) of the vehicle will sign the application after being sworn in and attesting to the information provided on the title application. This can be done in front of a notary public or with a title clerk at an auto title office.

X \_\_\_\_\_  
Applicant's Signature (Must sign in front of Notary/Authorized Officer)

X \_\_\_\_\_  
Co-Applicant's Signature (if applicable) (Must sign in front of Notary/Authorized Officer)


11. Notary Acknowledgment Section – this is where the notary dates, signs, and seals their acknowledgement of witnessing the buyer's signature. The notary seal, date, county, and state where witnessed, signature and commission expiration date are all required.

**\*\*Note\*\*** All applicable blank spaces above must be completed before acknowledgement by notary

Sworn to and subscribed in my presence this \_\_\_\_\_ day of \_\_\_\_\_, 20\_\_\_\_

in \_\_\_\_\_ County, State of \_\_\_\_\_

X \_\_\_\_\_  
Signature of Notary Public or other Authorized Officer by law      My commission expires \_\_\_\_\_



[Back to Title](#)